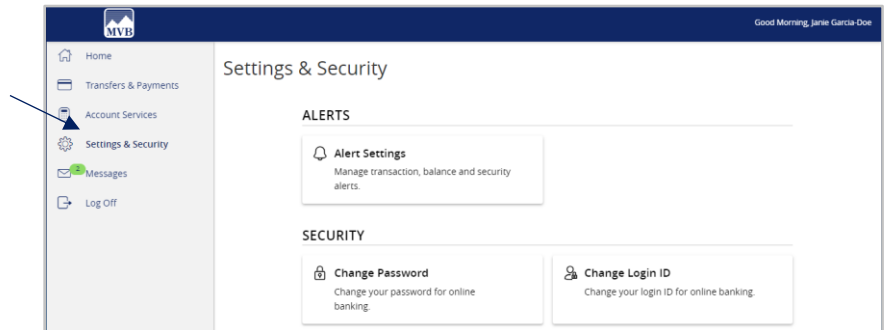
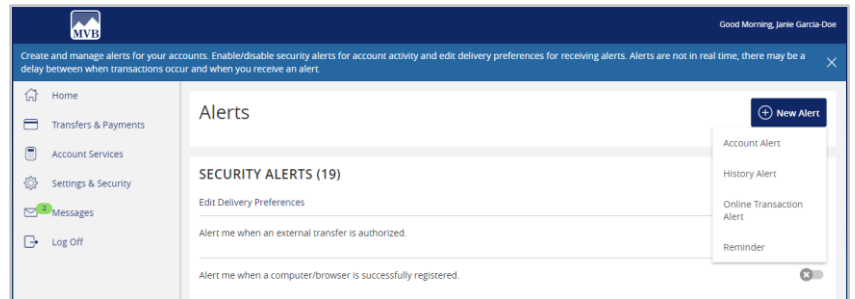




1. Select the 'Settings & Security' menu and then select 'Alert Settings'.



2. Click the 'New Alert' button and select the desired type of alert from the drop-down menu.



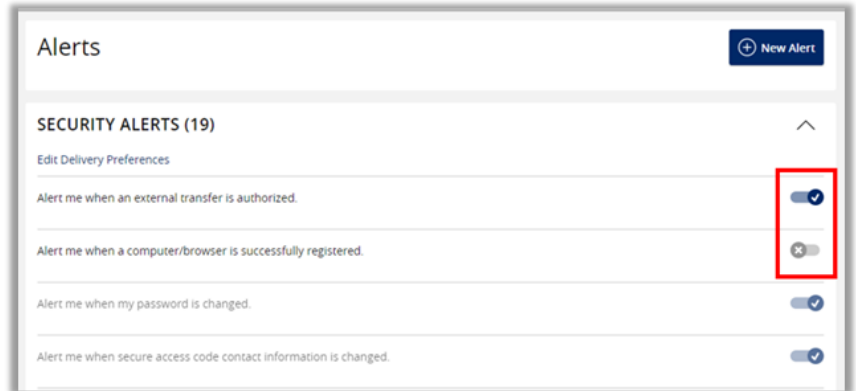
Questions? Please contact Client Support at 1-844-682-2265 or [ClientSupport@MVBBanking.com](mailto:ClientSupport@MVBBanking.com).



## Enable Security Alerts

1. Use the toggle to activate or deactivate any alert that suits your preferences. If an alert is grayed out, that is a required notification and cannot be turned off.

**Note:** You must set delivery preferences to receive alerts (see next step). If you have push notifications enabled, security alerts will also be sent through push notifications.



## Security Alerts – Delivery Preferences

1. Select 'Edit Delivery Preferences'.
2. Enter the required details for each delivery method you prefer.
3. If opting for text alerts, don't forget to check the 'Agree to Terms' box.
4. Select 'Save' to confirm your updated preferences.

**Note:** You must have at least one delivery method to receive security alerts. It is highly recommended to use a second delivery method along with email for enhanced security.

If you choose to receive alerts as text messages, you must select the 'Agree To Terms' check box.

Questions? Please contact Client Support at 1-844-682-2265 or [ClientSupport@MVBBanking.com](mailto:ClientSupport@MVBBanking.com).





## Account Alerts

1. Select an 'Account'.
2. Select an 'Account balance type'.
3. Select an 'Alert frequency'.
4. Select the 'Start date'.
5. Select the desired 'Alert Delivery Method'.
6. Enter the necessary information.
7. Click 'Create Alert'.

← Back to Alerts

### New Account Alert

Account  
SMART CHECKING 9890 \$48.32

Account balance type  
Current Balance

Frequency  
Every week

Day of the Week  
Monday

*This alert will send your selected balance every week on Monday. This alert will repeat until disabled or deleted.*

## History Alerts

1. Select a 'Transaction Type'.
2. Select the amount comparison and dollar amount.
3. Select the 'Account'.
4. Select the desired 'Alert Delivery Method'.
5. Enter the necessary information.
6. Click 'Create Alert'.

### New History Alert

Transaction Type  
Debit Transaction | Credit Transaction | Check Number | Description

Amount  
More than | Less than | Exactly

\$ 100.00

Account  
SMART CHECKING 9890 \$48.32

Alert Delivery Method  
Email | Voice | SMS Text Message | Secure Message Only

Go back | Create Alert

Questions? Please contact Client Support at 1-844-682-2265 or [ClientSupport@MVBBanking.com](mailto:ClientSupport@MVBBanking.com).



## Online Transaction Alerts

1. Select a 'Transaction' type.
2. Select the 'Account'.
3. Select the 'Status' of the transaction.
4. Select the desired 'Alert Delivery Method'.
5. Enter the necessary information.
6. Click 'Create Alert'.

New Online Transaction Alert

Transaction

Check Reorder

External Transfer

Funds Transfer

Stop Payment

New Online Transaction Alert

Transaction

External Transfer

Account

STATEMENT SAVINGS 4495 \$51.23

Status

Authorized

Cancelled

Drafted

Failed

Processed

Alert Delivery Method

Email

Voice

SMS Text Message

Secure Message Only

Country

United States

SMS Text Number

(555) 555-1212

Terms and Conditions

Agree To Terms

Go back

Create Alert

Questions? Please contact Client Support at 1-844-682-2265 or [ClientSupport@MVBBanking.com](mailto:ClientSupport@MVBBanking.com).





## Reminder

1. Select an 'Event'.
2. Select the desired 'Date'.
3. Select the desired 'Alert Delivery Method'.
4. Enter the necessary information.
5. Click 'Create Alert'.

### New Reminder

Event  
Meeting

Select a date

< September >		< 2023 >				
S	M	T	W	T	F	S
					1	2
3	4	5	6	7	8	9
10	11	12	13	14	15	16
17	TODAY 18	19	20	21	22	23
24	25	26	27	28	29	30

Go back Create Alert

Questions? Please contact Client Support at 1-844-682-2265 or [ClientSupport@MVBBanking.com](mailto:ClientSupport@MVBBanking.com).

